


BOOSTER COMPACT



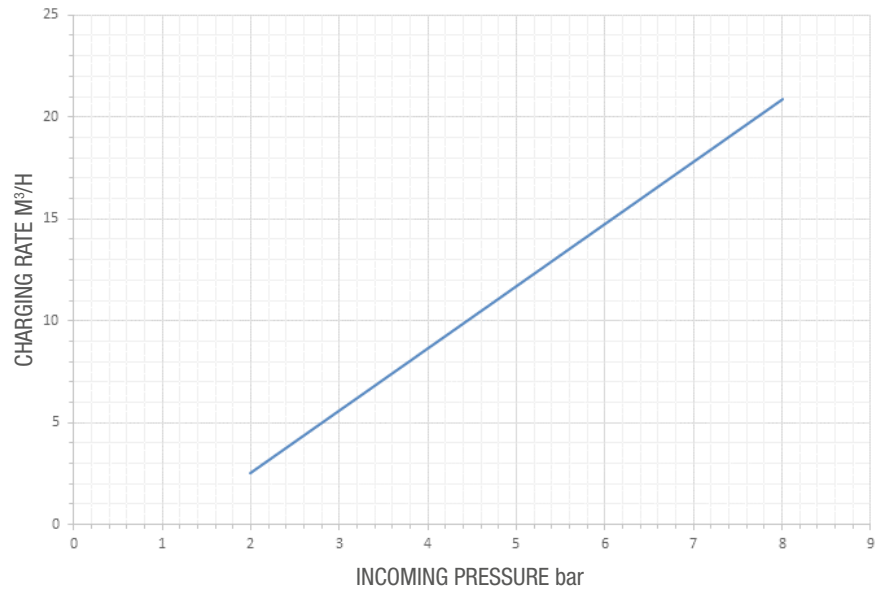
STANDARD

- Input pressure switch with automatic restart
- Automatic condensate drain and autostop
- Electric switchboard with hourmeter
- Interstage pressure gauge
- Cabin temperature thermostat
- Phase controller that prohibits reverse rotation
- Oil level switch/auto shutoff






CHARGING RATE BOOSTER 5,5 KW



TECHNICAL DATA

POWER	5,5 kW 400 V / 50 hz / 380 V
INCOMING CHARGING RATE	From 2.5 m³/h 2 bar to 21 m³/h 8 bar
WORKING PRESSURE	From 200 to 330 bar
DIMENSION (W x H x D)	92 x 88 x 61 cm / 32" x 34.5" x 24"
NET WEIGHT APPROX.	163 Kg / 359 lb
NOISE LpA	73 dB

BOOSTER COMPACT



PUMPING UNIT